



# **Release Notes for Shipmondo Shipment Connector**

## **2023**

**Microsoft Dynamics  
Business Central**

**SaaS: 21 – 23**

**On-premises: 14-23**



## SSC 2.12.0.0 - Core 2.12.0.0

### General improvements

- No changed specific to Shipmondo API
- Updated Core dependency to version 2.12.0.0
  - o Changed some events to use Modify instead of Validate on the field "Qty to Ship".
  - o Changed Waybill Header constructor to use Interface system.

## SSC 2.11.3.0 - Core 2.11.3.0

### General improvements

- Fixed Pallet-Exchange Json.
- Updated Permission Sets.
- Functions cleanup.
- Updated Core dependency to version 2.11.3.0
  - o Field "Carrier Code" On "Waybill Header" has been increased to 30 charaters.

## SSC 2.10.5.0 - Core 2.10.4.0

### Customs handling added

Customs handling functionality has been added to Shipmondo Shipment Connector

(ID: 40333)

### Waybill deleted from Sales Order When a Warehouse Shipment is created from that Order

With the new update the waybill and any open waybill lines will be deleted once a Warehouse Shipment is created from that Order. This has been added to ensure that users who have enabled the functionality to send shipments when posting are not getting duplicated shipments and labels printed.

### Receiver Description & external reference no.


The Receiver Description & external reference no. are now transferred to the warehouse shipment

(ID: 38457)

### Location as Sender Shipment Information

It is now possible to select a new option that enables locations as the Sender information for Shipments. It will use the location address if there is a location given on the Order. Ship-from name 1 will still be the Company name rather than the name of the location.

If you have selected the option for locations and you do not have a location listed on the order then you will be prompted whether you would like to use the Company information instead for the given order

 Current settings is set to use location as sender address, but no location have been set on Sales Order 101009.  
Do you want to use Company address instead?

(ID: 38417)

## Added a Default button to Shipping Agents Overview

With the update users can now select a default Shipping Agent to be applied to Waybills. This will be overwritten by Shipping Agents and services that are setup on any customer cards.

Code 1	Name	Package Tracking URL	Account No.	Use Carrier Reference	Default
→ 10	Danske Fragtmænd			<input type="checkbox"/>	<input type="checkbox"/>
11	GLS Denmark A/S			<input type="checkbox"/>	<input checked="" type="checkbox"/>

(ID: 35603)

## SSC 2.6.7.0 - Core 2.6.7.0

### Modified functionality: Download of Package types.

Shipmondo expanded their API to include sender and receiver country when downloading package types. We have changed our API accordingly.

## SSC 2.6.5.0 - Core 2.6.5.0

### New Functionality: Carrier Reference for Track & Trace

It is now possible to select on the carrier whether to use the carrier's reference or Shipmondo's reference for track & trace numbers.

(ID: 39569)

## SSC 2.6.0.0 - Core 2.6.0.0

### Customs: Sales Lines Discount

When Creating Customs lines, it will now use the total amount including Discount and VAT from the sales lines rather than simply the Unit price from item Card.

(ID: 39180)

## SSC 2.4.5.0 - Core 2.4.5.0

### **Tasklet Pack & Ship Support**

Support for Tasklet Pack & ship is now available.

(ID: 39115)

## SSC 2.4.0.0 - Core 2.4.0.0

### **New functionality: Customs Handling**

It is now possible to handle your customs with shipments. More information on this functionality is available in our User Guides.

(ID: 38487)

## SSC 2.0.10 - Core 2.0.10

### **Reprint of label function added to Track & Trace page**

Following up from our latest update we're also adding the reprint of label function to the Trace & Trace page, enabling users to reprint labels that are missing or unusable.

(ID: 37745)

### **Added a symbol to Ship-to-Contact field when empty**

As Shipmondo requires a contact on their shipments we have added a condition that adds a hyphen ("-") in case the ship-to-contact field is empty in Business Central. This should solve the issue of users having to fill the field out manually if they do not use a contact on their orders.

(ID: 37823)

### **Request Quote function**

The Request Quote function stopped working due to a change in a latter update, this has now been correct, and it is working as intended again.

(ID: 37727)



## SSC 2.0.0 - Core 2.0.0

### **Validation process for Waybill**

The Waybill section will now update the Document header without triggering the validation code. The result is that the Shipping Agent and Shipping Agent Services can be updated without re-opening a released document. The Drawback is that the waybill section will not force an update on The Shipping Agent and Shipping Agent Service on the Document sales Lines.

(ID: 37262)

### **Shipping Agent and Shipping Agent Service on Customer Card**

When a Shipping Agent and Shipping Agent Service is assigned on a Customer Card it will now correctly update the Waybill thus creating one Waybill line and setting the outstanding packages field to 1. It now functions as it would if Shipping Agent and Shipping Agent Service is manually inputted wherein it also automatically creates 1 Colli for the Waybill.

(ID: 37261)

### **Waybill and Send Shipment functionality now available on Service Order Pages**

Users on the extended package will now have Waybill and Send shipment functionality available to them on Service Order Pages.

(ID: 37148)

## SSC 1.9.41 - Core 1.5.41

### Shipment Sender Information

We have added new functionality that enables you specify the Sender information on shipments. Prior to this update it used the company information, however, to support scenarios such as when you're company is situated in one country but are sending from a different country we have enabled this. There are 3 options:

1. Address (Company Information) – Which uses the general information from the Company.
2. Shipping (Company Information) – Which uses the shipping information (Ship-to) of the Company.
3. Custom Address – Allows you to define your own sender address.

#### Sender Shipment Information

[Show more](#)

Shipment Information	Custom Address
Ship-from Name	Address (Company Information) Shipping (Company Information)
Ship-from Address	Custom Address Gasværksvej 4
Ship-from Contact	Jesper Lohse Andreasen
Ship-from City	Ålborg
Ship-from Post Code	9000
Ship-from Country/Region Code	DK
Ship-from Phone No.	23956895
Ship-from E-Mail	jla@xtensionit.com

(ID: 37040)

## SSC 1.9.33 - Core 1.5.33

### Redesign of Package System

We have redesigned our Package and Coli handling system. It is now possible to specify the number of packages you wish to send. It will automatically create waybill lines equal to the amount specified in the “Outstanding Packages” field.

After Shipping Agent and Shipping Agent Service has been specified there will be created one Waybill line by default. Changes made to this field will remove and recreate all open packages. Furthermore, it will automatically distribute the weight across the packages. If a Waybill line is deleted, it will also update the Outstanding Packages field with the new amount.

Shipping Agent

Shipping Agent Code ..... 10 .....  
 Shipping Agent Service Code ..... 242 .....  
 Outstanding Packages ..... 5 .....

Pick-up Point ..... - .....  
 Reference ..... 101013 .....  
 Receiver description .....

---

Waybill Lines | [Manage](#) 🔗 📄

➕ New Line   ✖ Delete Line   Get shipping agent   Recalculate Weight 🔗

Shipment Status	Package type	Package Tracking No.	Weight (kg)	Insurance Amount	Cash on Delivery Amount	Length (cm)	Width (cm)	Height (cm)	Volume (m3)
Open	PL1		2.418	183.00	0.00	120	80	20	0.192
Open	PL1		2.418	183.00	0.00	120	80	20	0.192
Open	PL1		2.418	183.00	0.00	120	80	20	0.192
Open	PL1		2.418	183.00	0.00	120	80	20	0.192
→ Open	⋮ PL1		2.418	183.00	0.00	120	80	20	0.192

(ID: 36202)



## New functionality: Edit Waybill from a Document list

We have introduced a new functionality that enables users to create or edit a waybill and its related lines from a document list, e.g., Sales Orders without having to open the document. The function is accessed via the actions menu under “Shipment” or via the shortcut key “Alt + P”.

It is also possible to send the shipment from the Waybill page by either accessing the ribbon as shown in the images below or by using the shortcut key “Alt + P”.

CRONUS Danmark A/S | Sales | Purchasing | Inventory | Posted Documents | Shopify | Shipment Connector

No. ↑	Sell-to Customer No.	Sell-to Customer Name	External Document No.	Location Code	Assigned User ID	Document Date	Status	Amor Not Im
101001	10000	Kontorcentralen A/S				02-04-2023	Open	
101002	10000	Kontorcentralen A/S				01-05-2023	Open	
101003	30000	Lauritzen Kontormøbler A/S				22-04-2023	Open	
101004	40000	Litware, Inc.				13-05-2023	Open	
101005	D00010	LEGOLAND ApS				10-04-2023	Open	No 0.00

CRONUS Danmark A/S | Sales | Waybill Document - Sales Order

### 101022 · LEGOLAND ApS

Actions | Automate

- Shipment
  - Send Shipments
  - Request Quote

**Shipping Agent**

Shipping Agent Code: POSTNORD | Pick-up Point: \_\_\_\_\_

Shipping Agent Service: 53 | Reference: 101022

Outstanding Packages: 3 | Receiver description: \_\_\_\_\_

**Lines | Manage**

Shipment Status	Package type	Package Tracking No.	Weight (kg)	Insurance Amount	Cash on Delivery Amount	Length (cm)
Reserved	PC	00357128520148788948	1	0.00	0.00	
Open	PC		4.03	0.00	0.00	
Open	PC		4.03	0.00	0.00	
Open	PC		4.03	0.00	0.00	

(ID: 36583)

## Insurance & Cash on delivery Amount



It is now possible to add an insurance or Cash on Delivery amount on the Waybill. These fields are only editable if an optional service has been activated for the Shipping Agent Service and specified as either an insurance or Cash on delivery type service.

← 25 · FLEX · 10 · 242 ✓ Saved ↗

### Services

Name	Activated	Service Type
Personalized SMS	<input type="checkbox"/>	
Personalized e-mail	<input type="checkbox"/>	
→ Non-signature delivery (sender's liability)	<input checked="" type="checkbox"/>	Insurance
E-mail notification	<input type="checkbox"/>	
SMS notification	<input type="checkbox"/>	

Waybill Lines | [Manage](#)

 New Line 
  Delete Line 
 [Get shipping agent](#)
[Recalculate Weight](#)

Shipment Status	Package type	Package Tracking No.	Weight (kg)	Insurance Amount	Cash on Delivery Amount
Open	PL1		2,418	183,00	0,00
Open	PL1		2,418	183,00	0,00
Open	PL1		2,418	183,00	0,00
Open	PL1		2,418	183,00	0,00
→ Open	PL1		2,418	183,00	0,00

Default for Insurance is the outstanding amount (LCY) divided by number of packages.

Default for Cash on Delivery is outstanding amount divided by number of packages.

(ID: 35540)

## SSC 1.9.31 - Core 1.5.29

### Track & Trace list update

Fixed an issue with some Shipping Agents where two conflicting Track & Trace numbers were provided resulting in fact-boxes on the Track & Trace page being blank. It now selects the correct Track & Trace number.

(ID: 3620)

## SSC 1.9.30 / Core 1.5.29

### Use of Primary Contact information

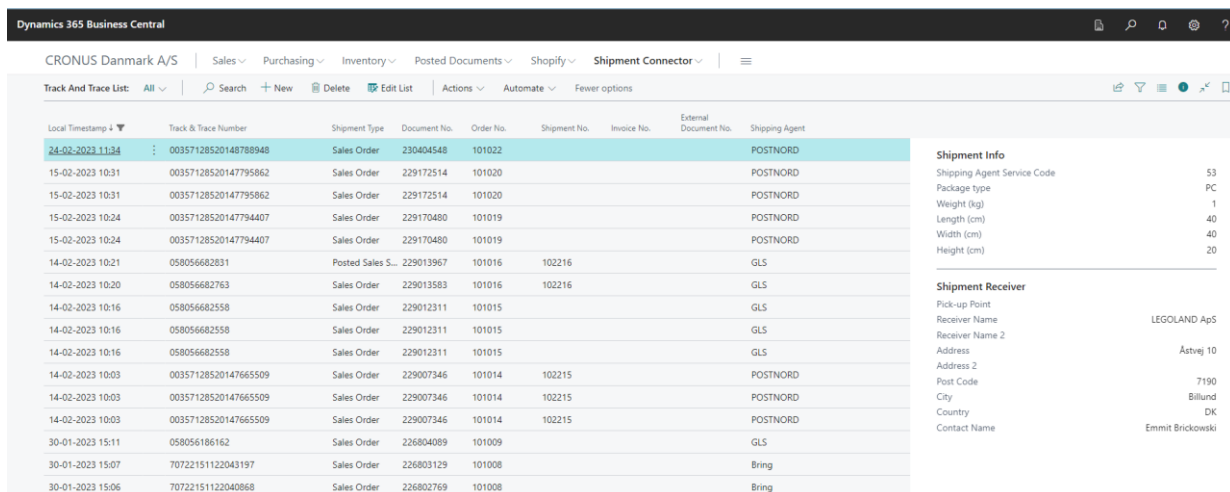
If the Contact Code is used on the Document, the Phone and e-mail information assigned to the Contact will be used as Sender-information to the Shipping Agent.

The Contact Name on the label will be the information in the “Ship-To Contact” field.

(ID: 35930)

## Track & Trace List

A new Track & Trace list is introduced for Track & Trace operations with all shipment- and parcel information available.



The screenshot shows the Dynamics 365 Business Central interface for the 'Track & Trace List'. The main table displays a list of shipments with columns for Local Timestamp, Track & Trace Number, Shipment Type, Document No., Order No., Shipment No., Invoice No., External Document No., and Shipping Agent. A right-hand panel provides 'Shipment Info' and 'Shipment Receiver' details for the selected row.

Local Timestamp	Track & Trace Number	Shipment Type	Document No.	Order No.	Shipment No.	Invoice No.	External Document No.	Shipping Agent
24-02-2023 11:34	00357128520148788948	Sales Order	230404548	101022				POSTNORD
15-02-2023 10:31	00357128520147795862	Sales Order	229172514	101020				POSTNORD
15-02-2023 10:31	00357128520147795862	Sales Order	229172514	101020				POSTNORD
15-02-2023 10:24	00357128520147794407	Sales Order	229170480	101019				POSTNORD
15-02-2023 10:24	00357128520147794407	Sales Order	229170480	101019				POSTNORD
14-02-2023 10:21	058056682831	Posted Sales S...	229013967	101016	102216			GLS
14-02-2023 10:20	058056682763	Sales Order	229013583	101016	102216			GLS
14-02-2023 10:16	058056682558	Sales Order	229012311	101015				GLS
14-02-2023 10:16	058056682558	Sales Order	229012311	101015				GLS
14-02-2023 10:16	058056682558	Sales Order	229012311	101015				GLS
14-02-2023 10:03	00357128520147665509	Sales Order	229007346	101014	102215			POSTNORD
14-02-2023 10:03	00357128520147665509	Sales Order	229007346	101014	102215			POSTNORD
14-02-2023 10:03	00357128520147665509	Sales Order	229007346	101014	102215			POSTNORD
30-01-2023 15:11	058056186162	Sales Order	226804089	101009				GLS
30-01-2023 15:07	70722151122043197	Sales Order	226803129	101008				Bring
30-01-2023 15:06	70722151122040868	Sales Order	226802769	101008				Bring

**Shipment Info**

Shipping Agent Service Code: 53  
 Package type: PC  
 Weight (kg): 1  
 Length (cm): 40  
 Width (cm): 40  
 Height (cm): 20

**Shipment Receiver**

Pick-up Point: LEGOLAND ApS  
 Receiver Name: Åstvej 10  
 Address 2: Åstvej 10  
 Post Code: 7190  
 City: Billund  
 Country: DK  
 Contact Name: Emmit Brickowski

(ID: 35842)

## SSC 1.9.19 / Core 1.5.24

### **Notification when deleting Waybill lines.**

When a reserved Waybill line is deleted. The User will be notified with the message:

“Information: You are about to Delete a Waybill line which have been send to a Shipping Agent.

Please note this do NOT DELETE the Waybill in the Shipping Agent’s portal.”

(ID: 33363)

## SSC 1.9.18 / Core 1.5.23

### **Volume calculation**

All functions are now calculating Volume as mm<sup>3</sup>.

(ID: 35706)